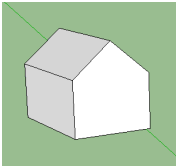
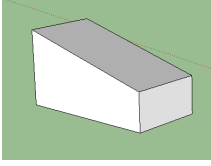
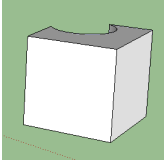
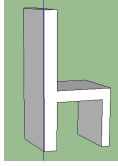
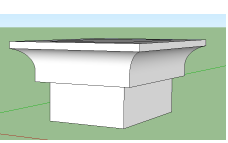
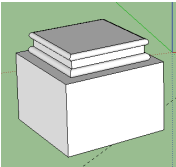
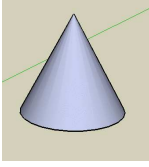
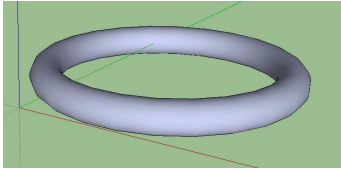
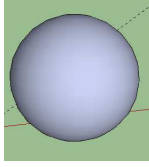


Exercice 1 \_\_\_\_\_ Outils de base

Modélisez les solides ci-dessous en utilisant les outils indiqués, sans vous soucier des proportions.

				
1 rectangle, 1 extrusion, 1 trait, 1 déplacement	{1 rectangle, 1 extrusion, 1 scale} ou {1 rectangle, 2 extrusions, 1 trait}	1 rectangle, 2 extrusions, 1 arc de cercle	3 rectangles, 3 extrusions (dont 2 soustraites)	1 rectangle, 1 extrusion, 2 traits, 1 arc, 1 suivez-moi
				
1 rectangle, 1 extrusion, 2 traits, 1 arc, 1 suivez-moi	1 cercle, 1 trait, 1 suivez-moi	2 cercles, 1 suivez-moi	2 cercles, 1 suivez-moi	